



Knoxville Police Department

2021 Pursuit Analysis

Prepared by Sgt. Amanda Bunch

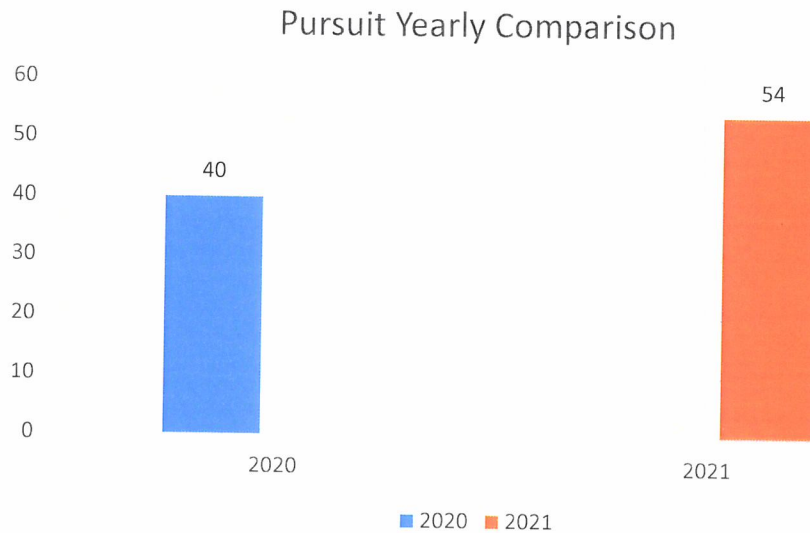
This is the 2021 Pursuit Analysis Report that is required by CALEA Standard 41.2.2 and Knoxville Police Department policy. The report provides an overview for the department and training staff to examine police officers' actions, evaluate performance and identify areas where officers and supervisors may show deficiencies during pursuits for 01/01/2021 to 12/31/2021.

In 2021, there were 54 pursuit reports documented by the Knoxville Police Department. This is an increase of 14 pursuits from the 2020 Pursuit Analysis. The Analysis also reflects an increase of 14 officer "initiated only" reports. In 2020, the department documented 32 "initiated only" reports compared to 46 in 2021.

The following report displays graphs, charts and a brief synopsis of the statistics surrounding the actions/conditions officers encounter during a vehicle flight event. From this report, staff can identify areas where the department demonstrates proficiencies as well as areas of concern that may need to be addressed with additional training.

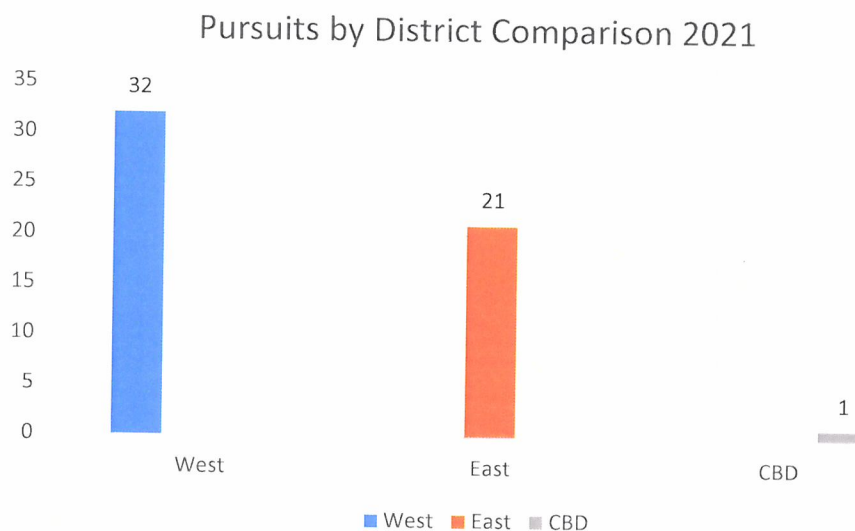
Paul Noel

During the calendar year of 2021, there were 54 documented pursuits. This total was up 35% from 2020. It should be noted that the number of pursuits in this graph does not include the “initiated only” reports.



District Comparison

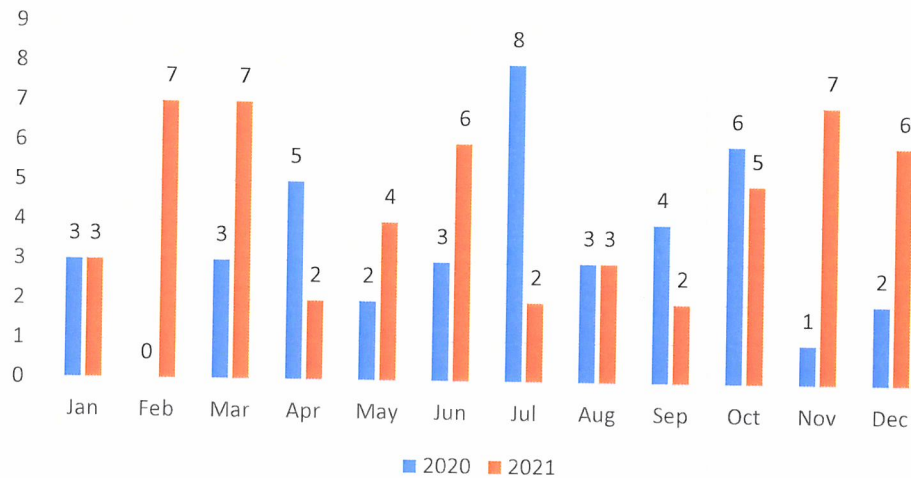
In 2021, of the total 54 pursuits, 32 occurred in the West District and 21 were in the East District. The Central Business District had one pursuit in 2021, which was up from zero from 2020.



Pursuits by Month in which they occurred

In 2021, February, March and November had the highest number of pursuits with seven followed by June and December with six. October had five. May had four pursuits. January and August both had three pursuits. April, July, and September all had two pursuits.

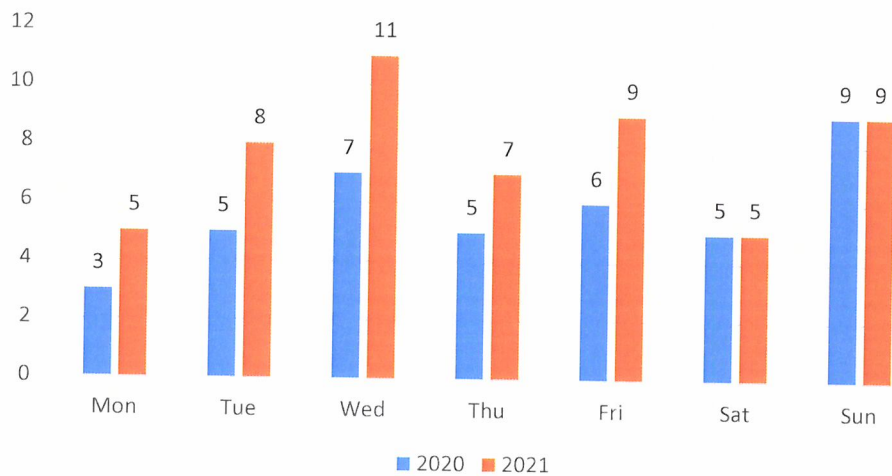
Monthly Comparison 2020-2021



Pursuits By Day

In 2021, Wednesday had the most pursuits by day with 11. This was followed by Friday and Sunday both having nine. Tuesday had eight pursuits, followed by Thursday with seven. Monday and Saturday both had had five pursuits.

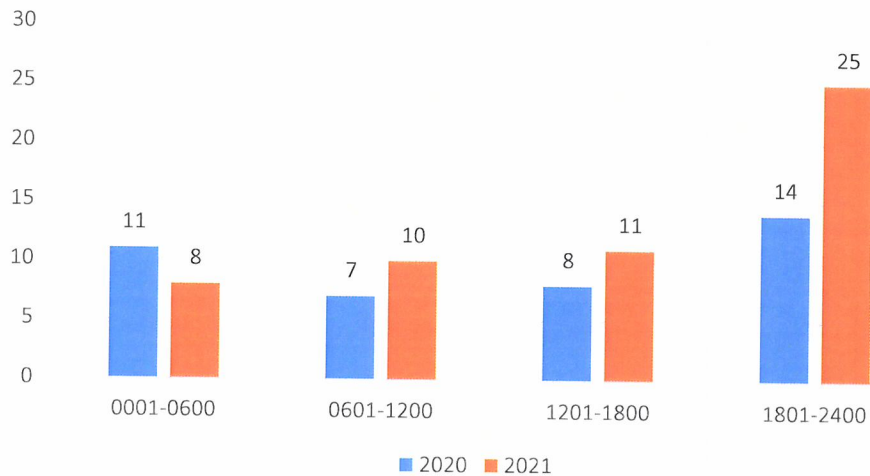
Comparison by Day 2020-2021



Pursuits By Time of Day

In 2021, the time frame of 1801-2400 hours had the highest number of pursuit reports with 25. The time period from 1201-1800 hours was second place with 11 pursuits.

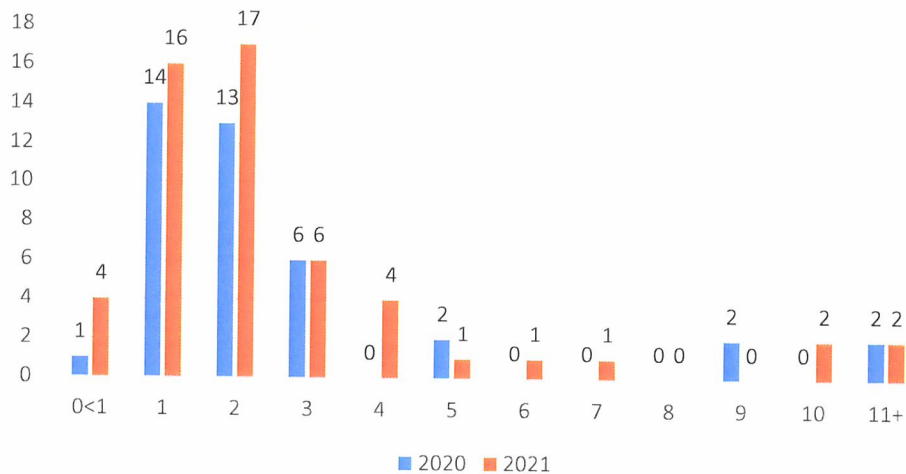
Time of Day Comparison 2020-2021



Pursuits by minutes

In 2021, 20 pursuits were less than two minutes in length, which accounted for 37% of the pursuit reports for the entire year. More specifically, 37 of the total 54 reported pursuits were two minutes or less. This was 68.5% of the total. Only seven pursuits were 5 minutes or greater which accounted for 12.9% of the yearly pursuit total.

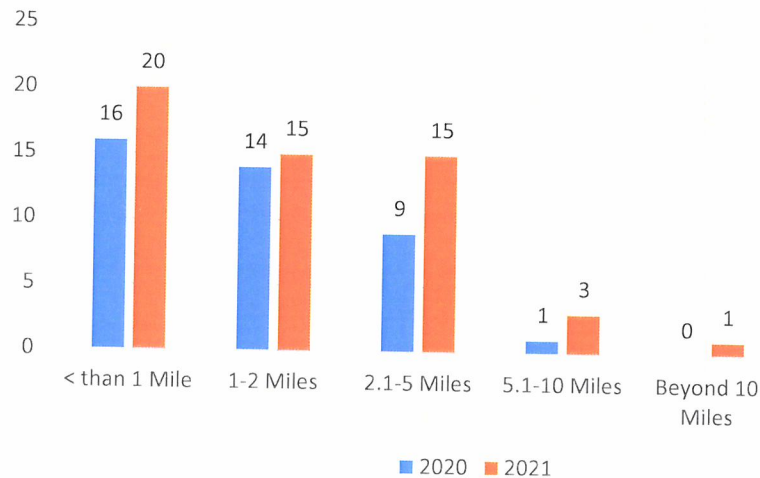
Length of Pursuit in Minutes



Distance of Pursuits

In 2021, 20 of the 54 pursuits or 37% of the pursuits were less than one mile in distance.

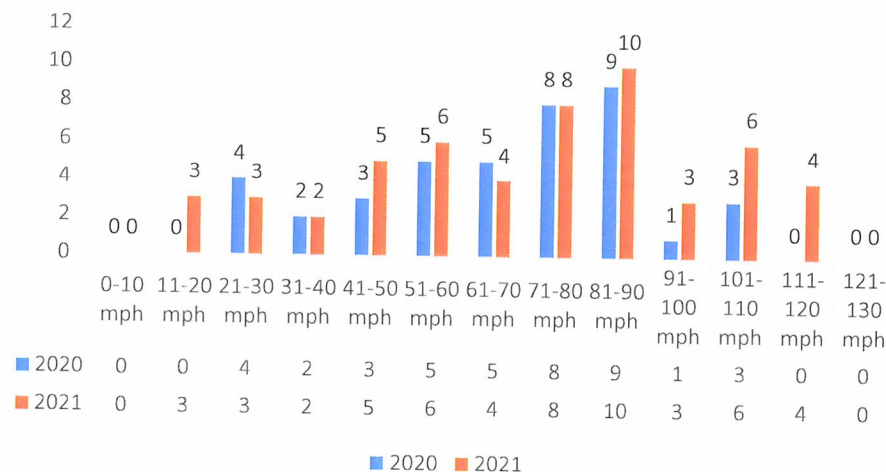
Distance of Pursuit Comparison



Speed of Pursuits

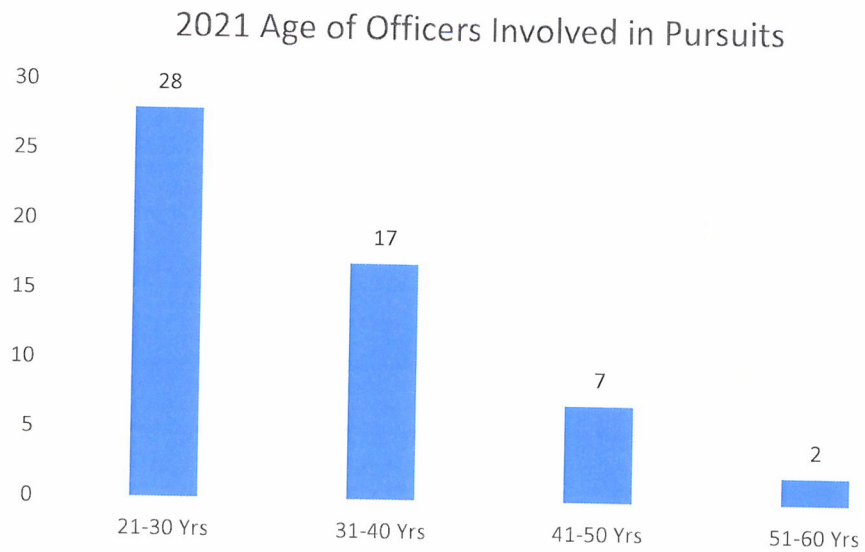
During 2021, the speed of pursuits ranged from unknown low speed to the highest speed obtained was between 111-120 mph. The greatest number of pursuits were represented in the 81 mph to 90 mph range with 10. The second highest number comes in the 71 mph – 80 mph category with eight. There were 23 pursuits that were greater than 81 mph in 2021, which is an increase of 10 pursuits from the 13 reported in 2020.

Pursuit Speed Comparisons 2020-2021



Age of Officers Involved in Pursuits

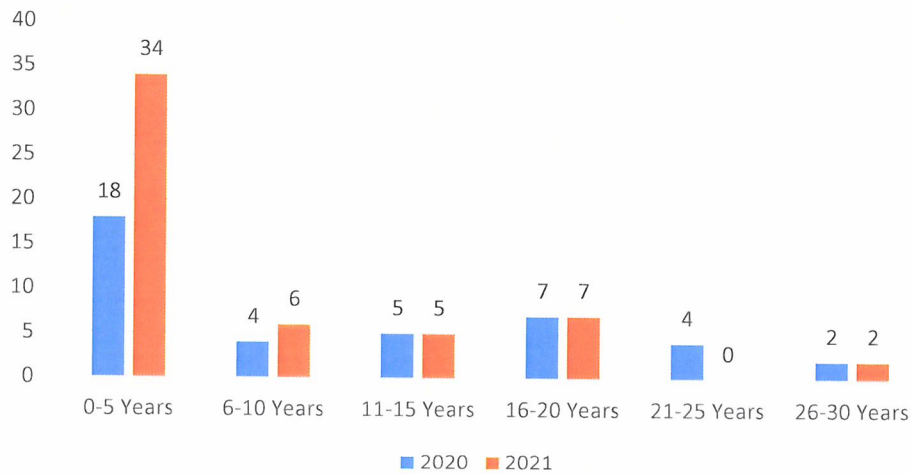
The highest number of officers involved in pursuits were in the age range of 21 – 30 years of age. Officers within the age range of 51- 60 reflected the lowest number of officers involved in pursuits. Officers between the age of 21 – 40 accounted for 45 or 83% of the Pursuit Reports. As can be seen, the older the Officer, the less likely he/she will be involved in vehicle pursuit. This was very consistent with the numbers from 2020.



Years of Service of Officers in Pursuits

Officers between 0 – 5 years of service accounted for 34 or 62% of the total number of pursuits in 2021, while officers between 6 -10 years and 11 – 15 years accounted for a total of 11. Officers with 16 – 20 years accounted for seven pursuits. Officers with 0 – 15 years of service accounted for 83% of the pursuits in 2021, while those with 16 or more years of service accounted for nine pursuits or 16.6% of the total.

Years of Service Comparison 2020-2021



Patrol Status Prior to Pursuit

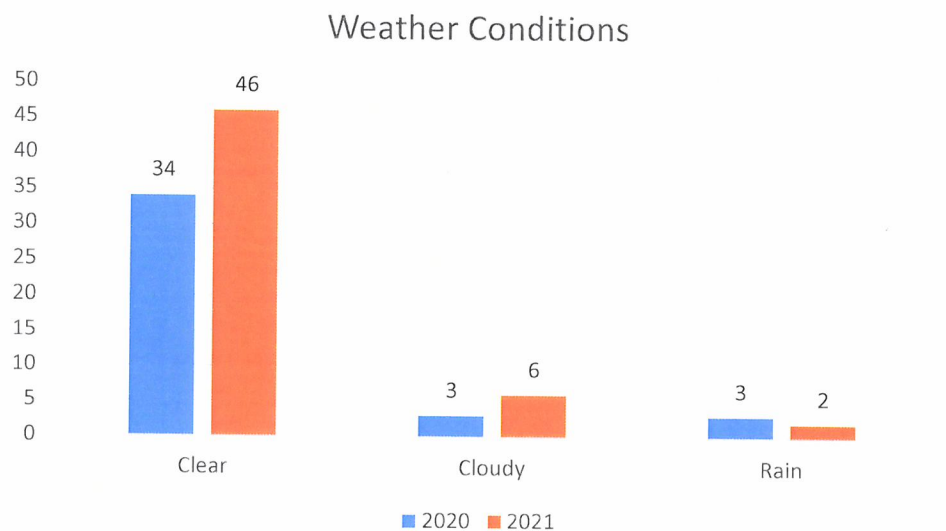
Our system no longer captures this data, so going forward this section will not be on the analysis.

Type of Unit used in Pursuits

In 2021 all 54 pursuits were in marked units.

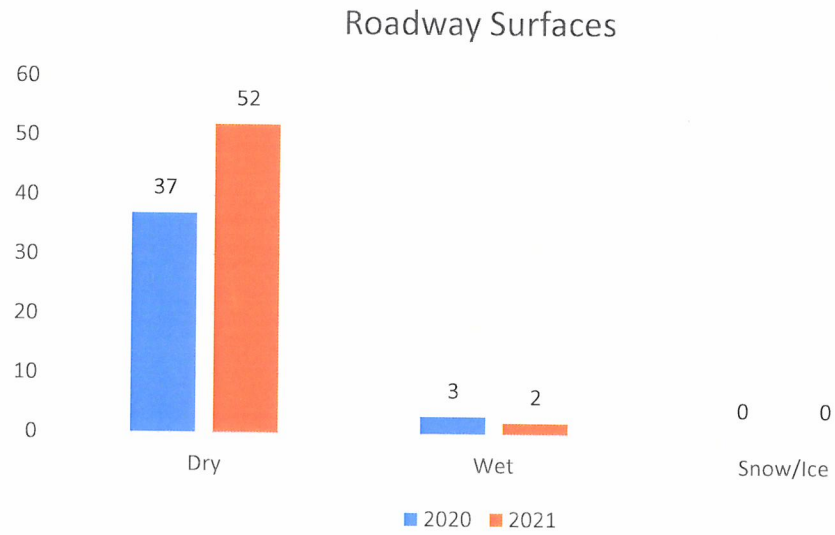
Weather Conditions

The most common weather condition during the pursuits in 2021 was during clear conditions, which occurred 46 times. There were six pursuits when it was cloudy and two pursuits when it was raining.



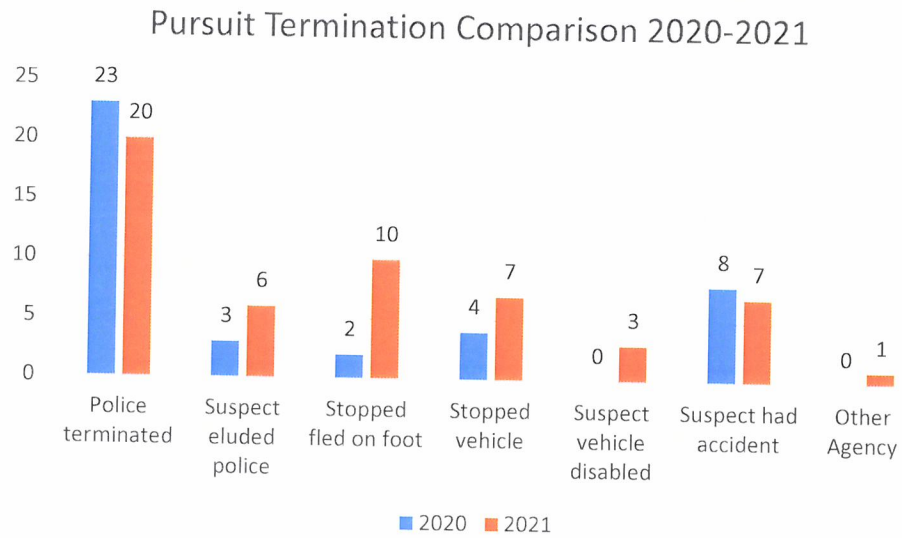
Surface Conditions

In 2021, of the 54 documented pursuits, 52 occurred when the roadway surface was dry, while only two occurred while the surface was wet.



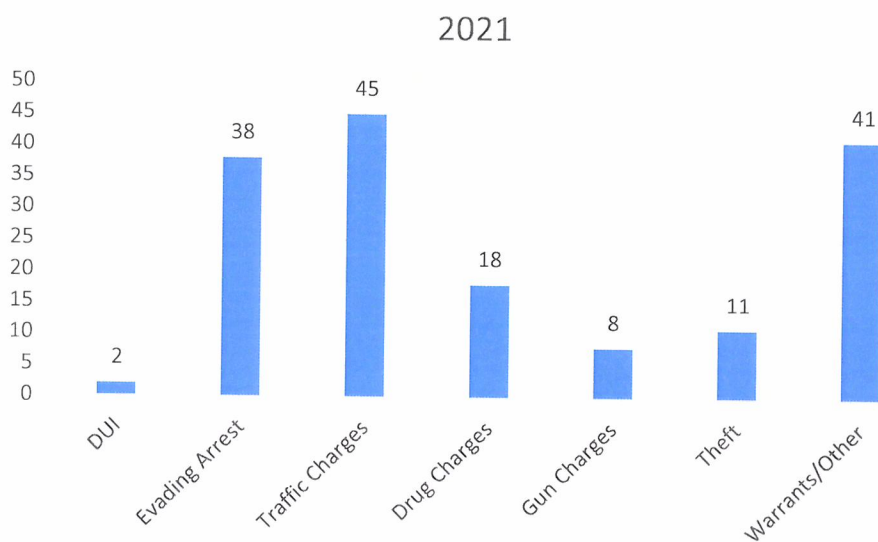
Event Termination of Pursuit

In 2021, 20 of the 54 pursuits were terminated by the police, which represented 37% of the pursuits. The second-place cause of termination was where the suspect fled on foot and accounted for 10 incidents. Seven times the suspect either stopped their vehicle or had an accident. Six times the suspect eluded the police. Three times the suspect vehicle was disabled and one time the pursuit was handled by another agency.



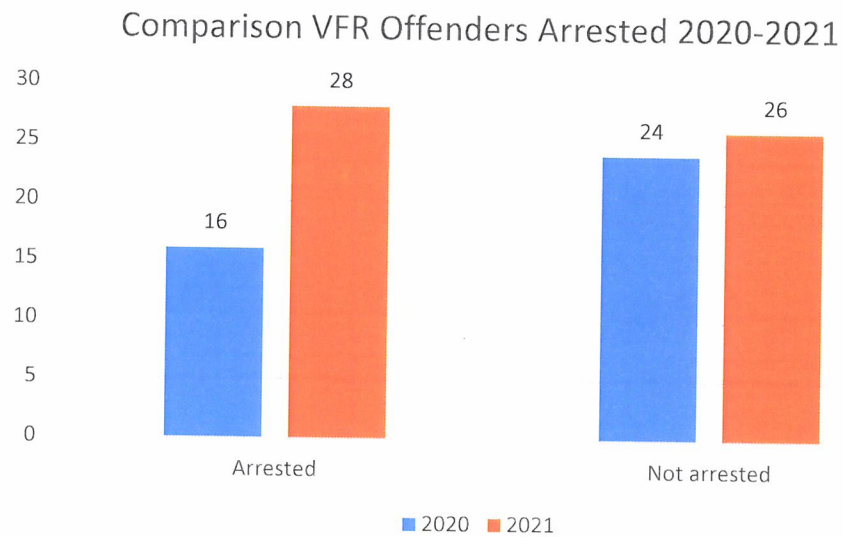
Charges Resulting from Pursuit Event

In 2021, traffic charges were the number one charges placed on suspects after pursuits. It should be noted that these numbers were based on when suspects were taken into custody at end of pursuit, and also when they eluded officers but identity was known. Not all pursuits resulted in suspects apprehension and charges being placed. This chart does not cover all charges placed, but represents many of the most common charges placed on suspects. Charges ranged from felonies to minor traffic charges. Most arrests resulted in numerous charges placed on the suspect.



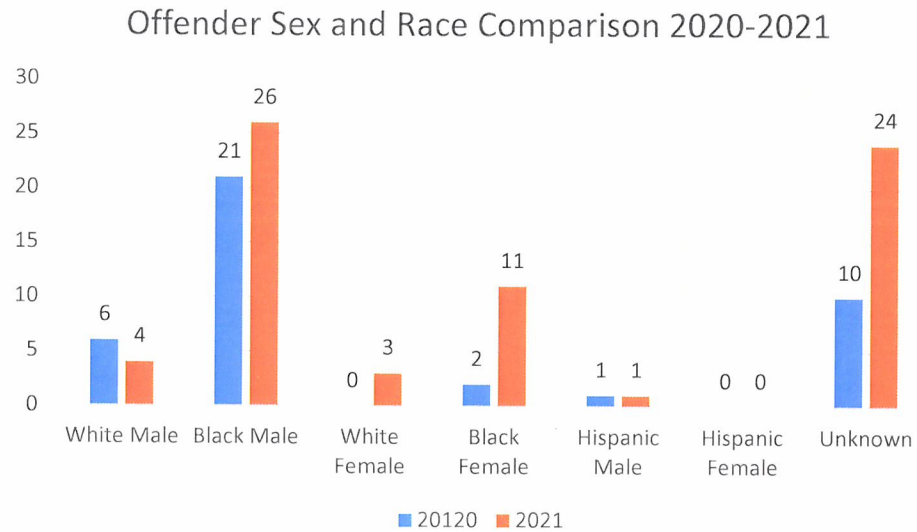
Offender Apprehended

In 2021, the suspects were apprehended in 28 of the 54 pursuits or 51.8% of the total pursuits. In 2020, the suspects were apprehended in 16 or 40% of the pursuits. This is similar to the apprehension rate for 2021.



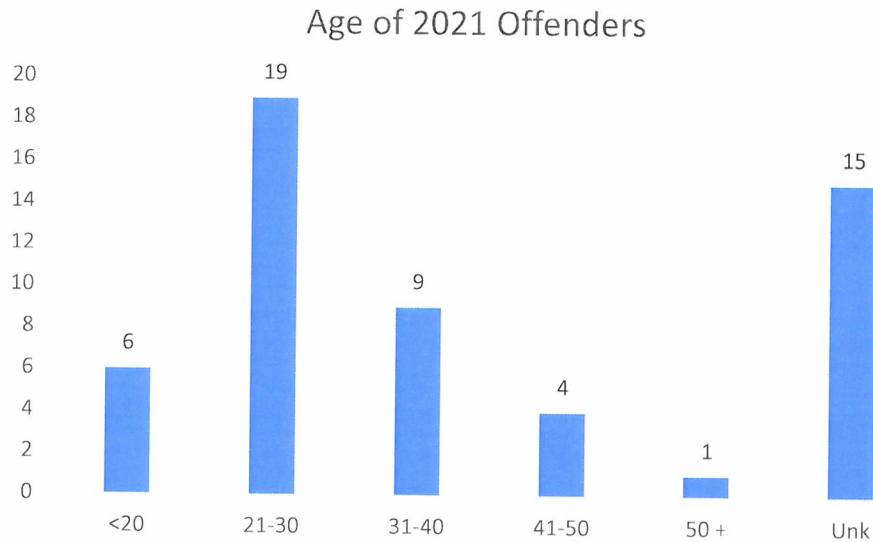
Offender Sex and Race

In 2021, the statistics for the offenders' sex and race showed a decrease in white males for six in 2020 to four in 2021, a decrease of two. Black males increased from 21 in 2020 to 26 in 2021. An increase of five. Twenty-four or 44% of the total race was unknown as these suspects eluded officers. Two of these however were listed as Bi-Racial.



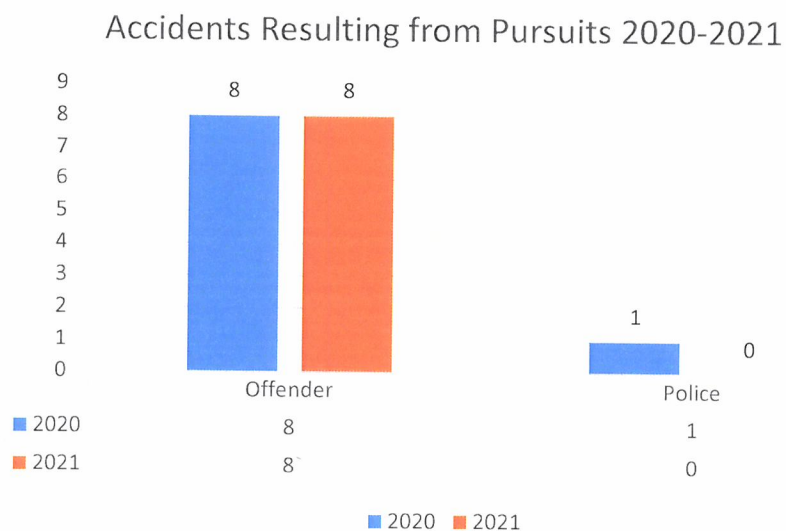
Offenders Age

In 2021, 19 or 35% of the offenders were between the age of 21 and 40 years of age. This does not give a confirmed percentage of all ages, as the age of some of the offenders of the 54 pursuits were unknown.



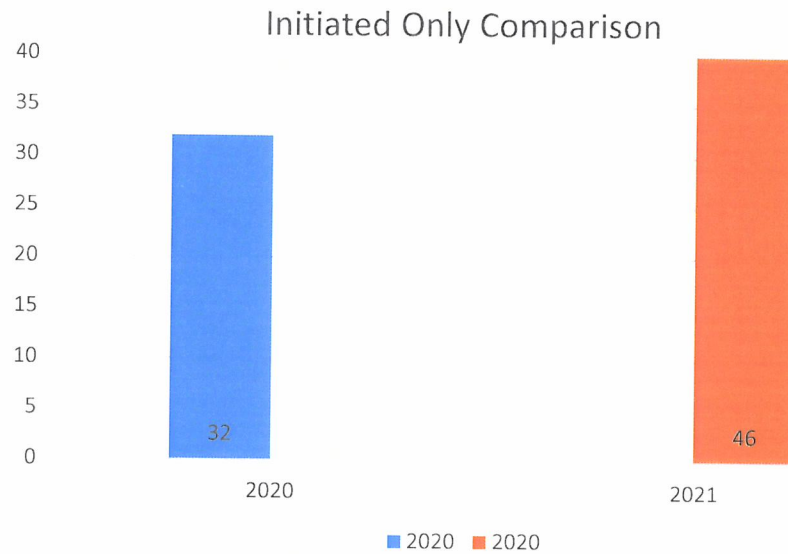
Accident as a Result from Pursuit

In 2021, there were a total of eight accidents resulting from pursuits. Of these accidents, all eight involved the suspect's vehicle. When compared to 2020, there was a decrease of one accident involving a police unit.



Officer Initiated Only

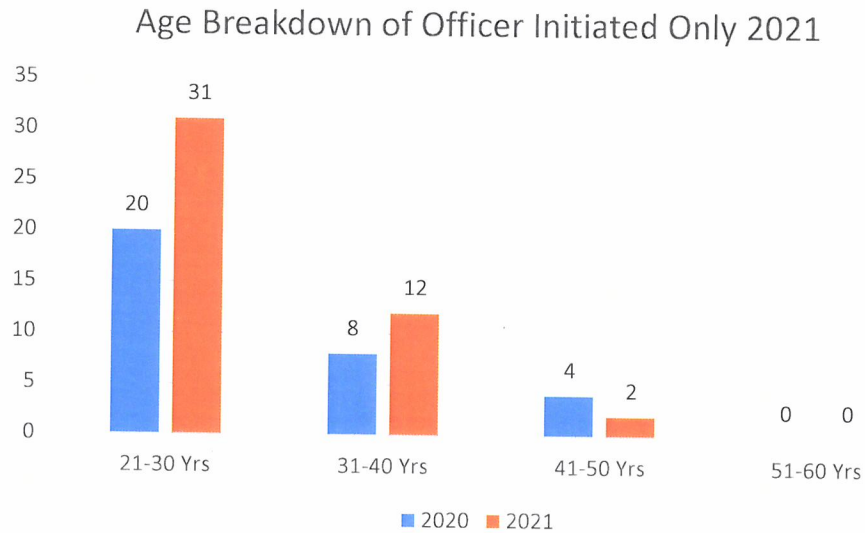
In 2021, there was an increase of 14 "Officer Initiated Only" pursuits from 2020.



This increase of 14 "Officer Initiated Only" pursuits was a 69.5% increase. Initiated only is defined as an interaction with a vehicle by a police unit that resulted in the vehicle fleeing, but the officer not giving chase, only initiating emergency equipment.

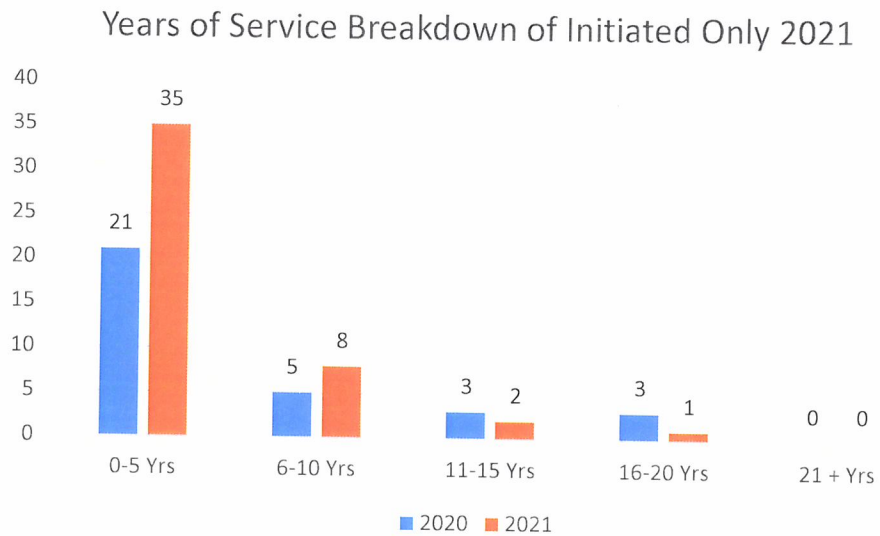
Age of Officers in "Initiated Only"

The graph comparing the age of the officers involved in "initiated only" reflects that younger officers (age 21-30 years) are more likely to be involved in a "initiated only" pursuit.



Years of Service Officer Initiated Only

Just as the previous graphs indicate, younger Officers are more likely to be involved in Pursuits and “Initiated Only” incidents. Likewise, newer Officers (service time) are more likely to be involved in Pursuits and “Initiated Only” incidents.



Policy Violations:

Of the 54 Pursuit Reports in 2021, there was one written reprimand for policy violations regarding General Order 1.8 (Emergency Equipment and Vehicle Flight Response Driving). In several incidents, Supervisors noted and counseled officers for violations such as failure to activate both primary and secondary devices, failure to activate in-car camera and microphone, having too many police vehicles in the pursuit and minor traffic offenses by the officers.

Policy Review

As part of the 2021 Pursuit Analysis, General Order 1.8 was reviewed to determine if any issues with policy or reporting procedure needed to be addressed. The review determined the policy met department needs. Issues with policy violations are being addressed effectively with training and corrective actions.

Recommendations

As a result of this analysis, the same recommendations for 2020 continues to be valid for 2021. It is recommended that the Knoxville Police Department's Pursuit Policy (General Order 1.8) continue to be reviewed during in-service training. The focus should be on supervisor management of pursuits, reasons for initiation, speeds, thorough documentation of the vehicle pursuit and officer's tactics used during the pursuit.