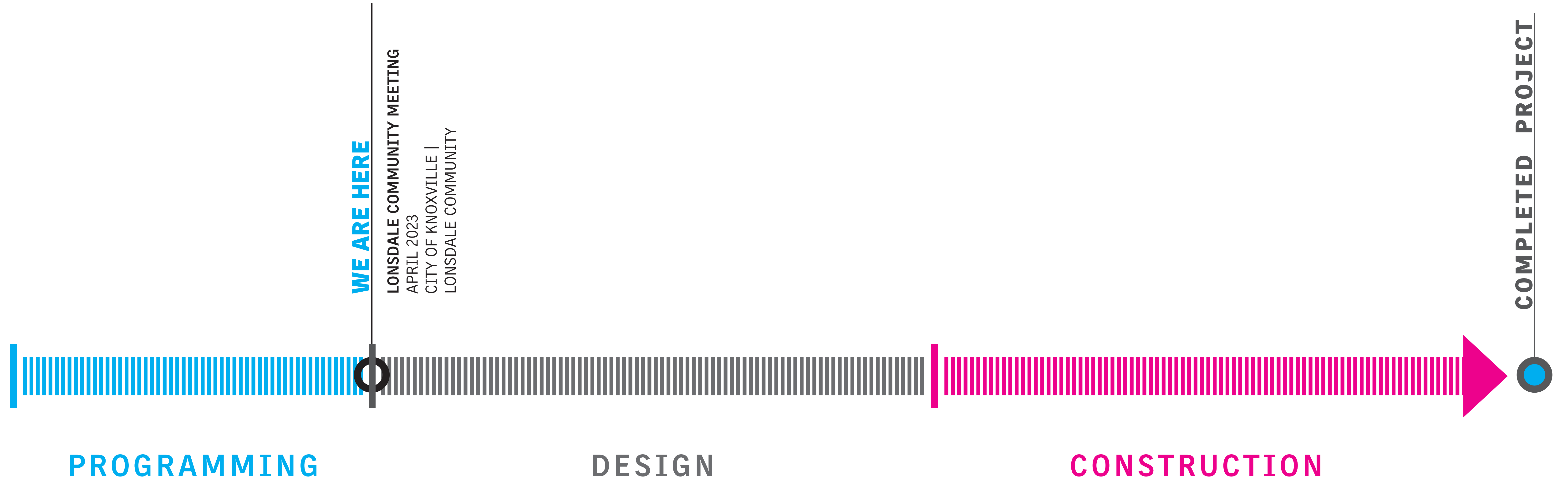
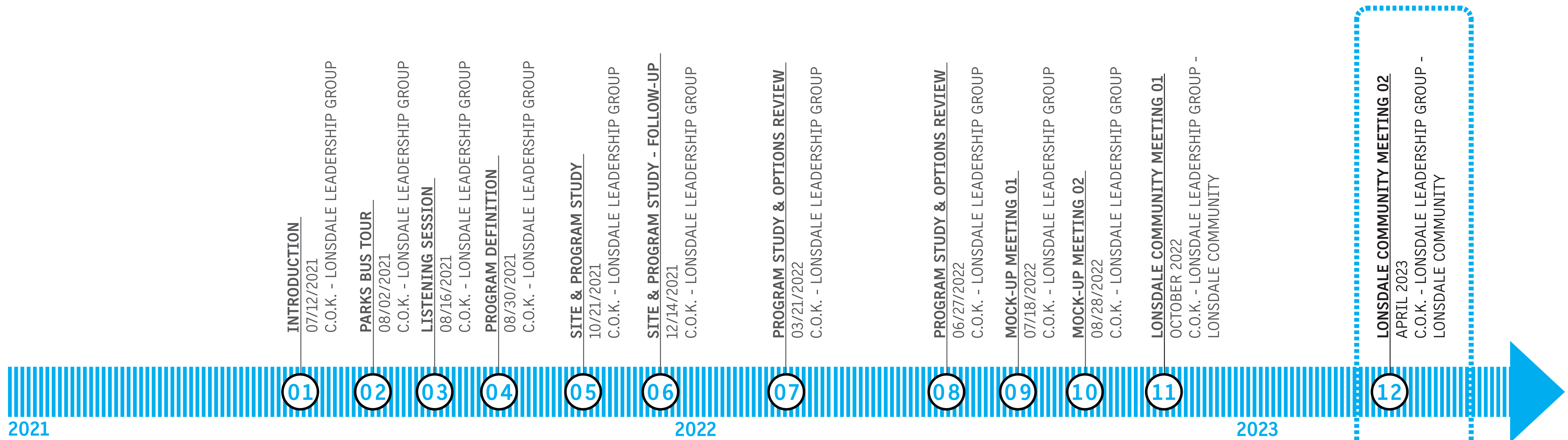


GENERAL TIMELINE



PROGRAMMING PHASE TIMELINE



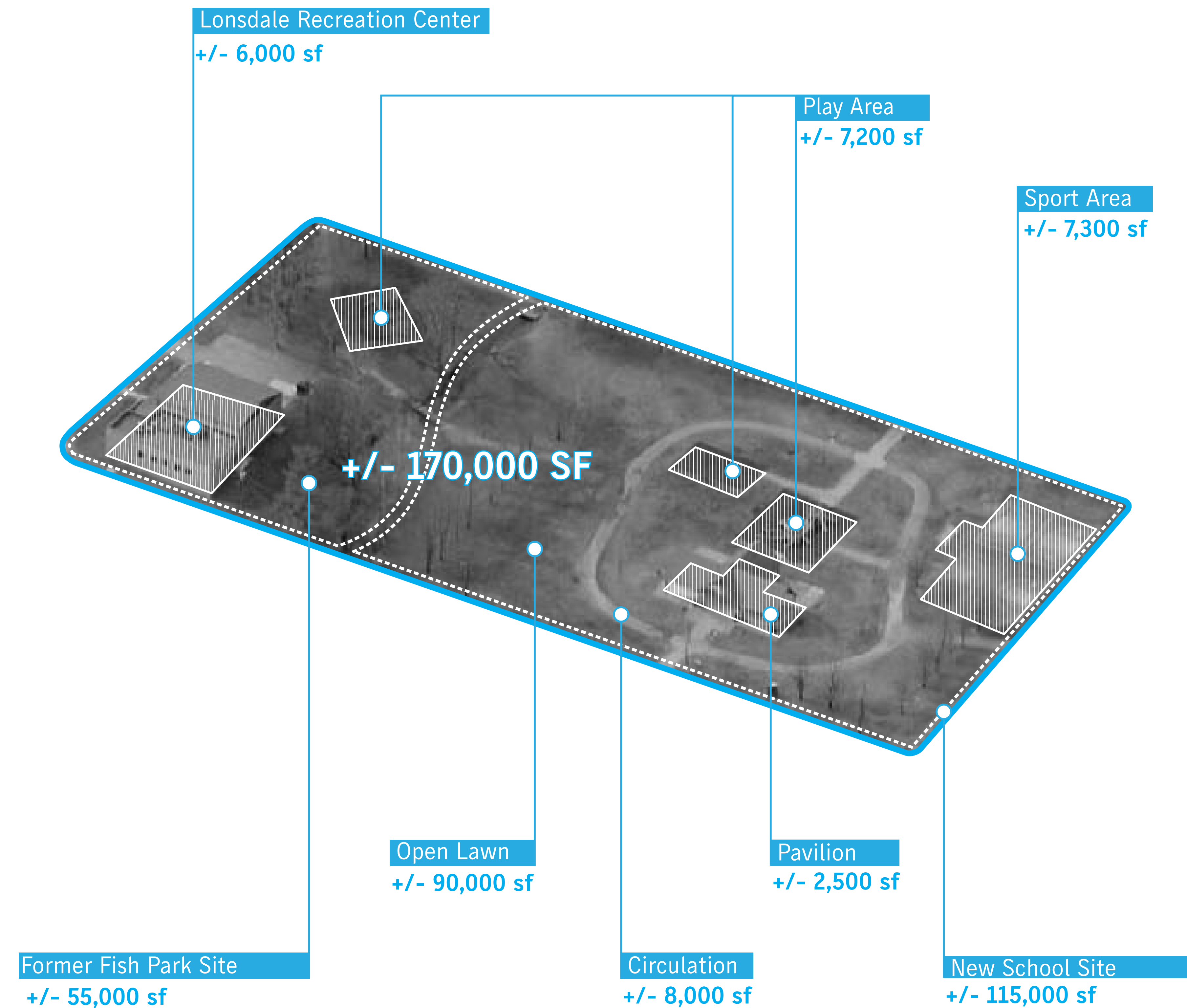
WE ARE HERE:

SITE CONTEXT




SITE CHARACTERISTICS

ORIGINAL LONSDALE PARK



SAM E. HILL SITE [FUTURE LONSDALE PARK]



SUGGESTED PROGRAM



ORIGINAL LONSDALE PARK

ORIGINAL PARK AREA: +/- 170,000 SF

INDOOR AMENITIES:

- COMMUNITY CENTER +/- 6,000 SF
- PARKING - APPROX. 16 SPACES

OUTDOOR AMENITIES:

- (2) BASKETBALL COURTS +/- 6,000 SF
- SMALL SPECTATOR SEATING AREA
- SWING SETS +/- 1,750 SF
- (3) SWING SETS
- SOFT SURFACING
- COMMUNITY CENTER PLAYGROUND +/- 2,500 SF
- GREENWAY

- PAVILION +/- 2,500 SF
- APPROX. 10 PICNIC TABLES

- PLAYGROUND AREA +/- 3,000 SF
- TWO CONNECTED PLAY STRUCTURES
- SOFT SURFACING

- WALKING TRAILS
- BENCHES
- DRINKING FOUNTAINS
- TRASH & RECYCLING

EMERALD YOUTH FACILITY

BUILDING AREA: +/- 37,000 SF

INDOOR AMENITIES:

- MULTIPURPOSE ROOM
- BASKETBALL COURT
- FITNESS CENTER
- MEETING ROOMS

OUTDOOR AMENITIES:

- MULTIPURPOSE SPORTS FIELDS
- PARKING

NEW LONSDALE ELEMENTARY SCHOOL

BUILDING AREA: +/- 94,000 SF

INDOOR AMENITIES:

- CLASSROOMS
- MULTIPURPOSE ROOM
- GYMNASIUM
- STORM SHELTER

OUTDOOR AMENITIES:

- MULTIPURPOSE COURTS
- PLAYGROUND
- WALKING TRAILS
- PARKING

ZAEVION DOBSON MEMORIAL PARK

PARK AREA: +/- 20,000 SF

OUTDOOR AMENITIES:

- WALKING PATH
- PLAYGROUND
- OPEN LAWN SPACE
- PICNIC TABLES
- PARKING

LONSDALE PARK

COMMUNITY

COMMUNITY ROOM - 1,000 SF
- INCLUDES WARMING KITCHEN

(3) RESTROOMS - 600 SF
- MEN/WOMEN & FAMILY/NON-GENDERED
- CHANGING TABLES

COVERED PAVILION SPACE - 2,500 SF
- PICNIC TABLES
- GRILLS
- POWER & LIGHTING
- DRINKING FOUNTAIN
- GAMING TABLES
- TRASH CANS

OPEN LAWN - +/- 40,000 SF
- VENDOR/EVENT/COMMUNITY SPACE
- EVENT STAGE
- BIKE PATHS
- TRASH CANS
- SITE LIGHTING
- MAIN SIDEWALK

FOOD TRUCK & VENDOR AREA (EVENT BASED)

ON-SITE PARKING - +/- 22,000 SF
- 56 SPACES
- POLE LIGHTING
- SIDEWALKS

FITNESS

SPORTS & FITNESS ZONE

- MULTI USE COURT
- VIEWING AREA FOR COURTS
- FITNESS STATION
- MULTI-USE TRAIL LOOP

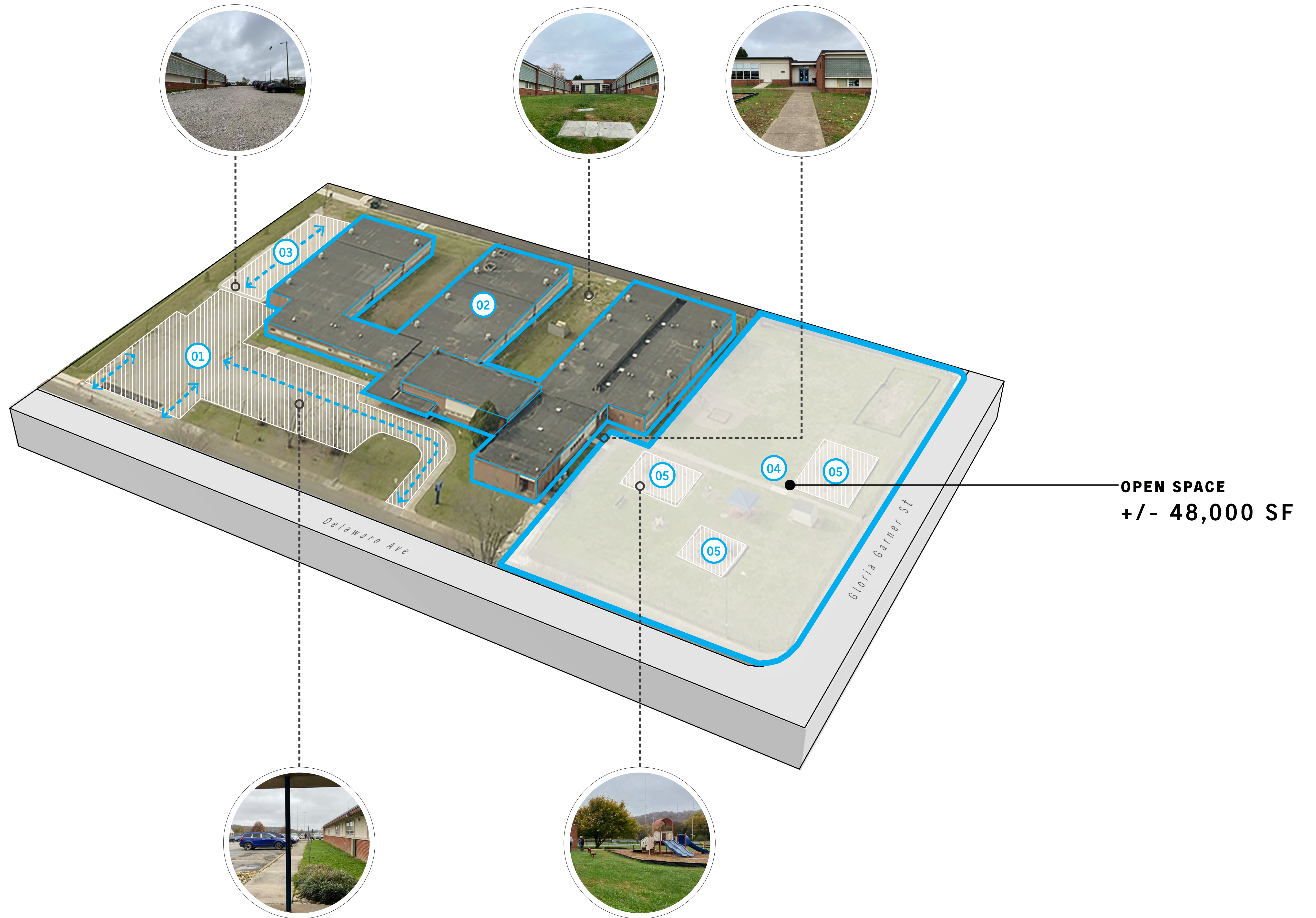
PLAY

PLAY AREA [23,000 SF]

- PLAYGROUND - +/- 10,000 SF
- PLAY STRUCTURES / SLIDES / SWINGS / SURFACE
- ADA PLAYGROUND EQUIPMENT
- MISTING TOWER

RELOCATED PROGRAM

SITE CONTEXT

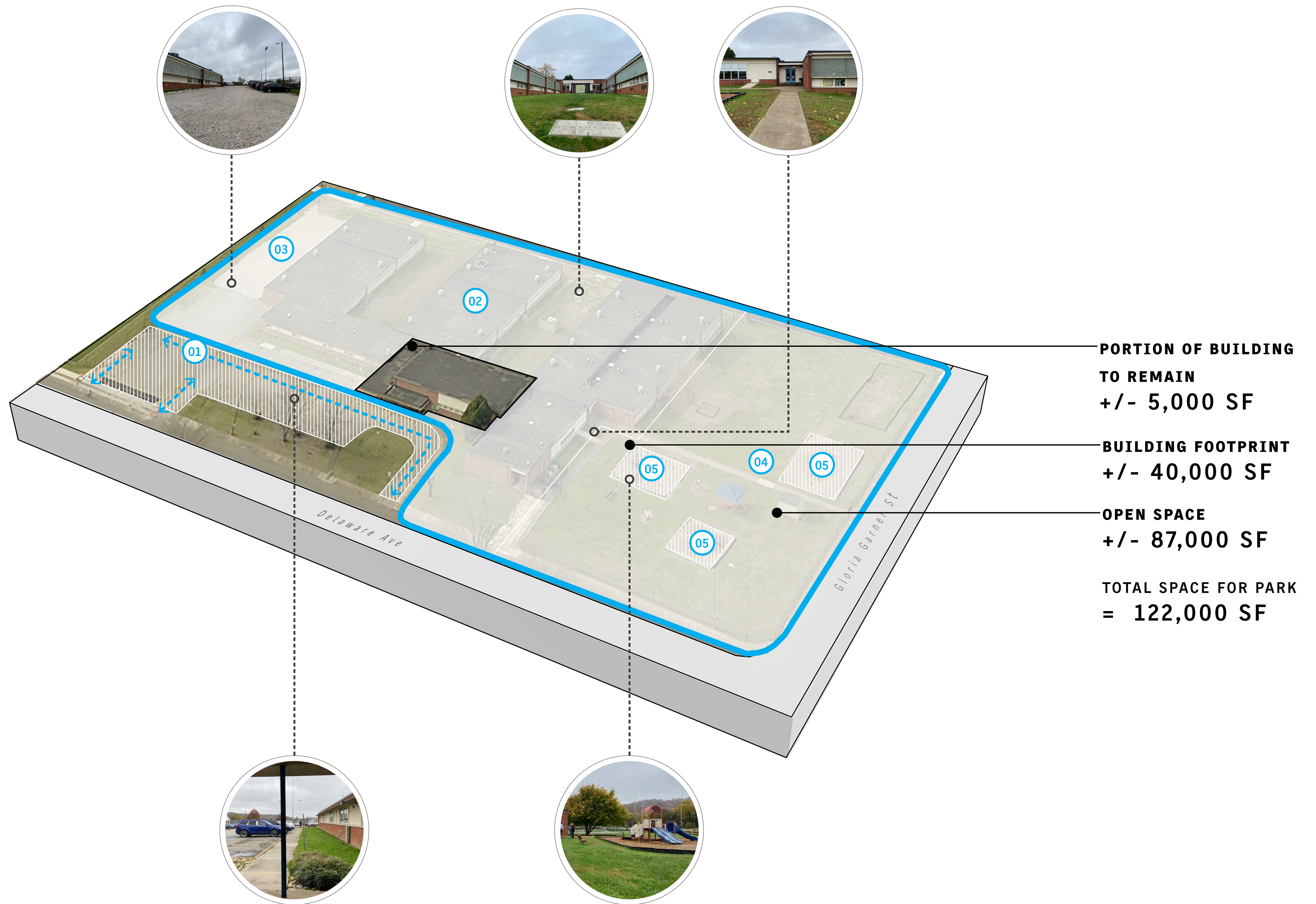


EXISTING SAM E. HILL SITE

LEGEND

- 01 PARKING LOT +/-17,000 SF
- 02 BUILDING +/-40,000 SF
- 03 GRAVEL PARKING LOT +/-6,000 SF
- 04 GREEN AREA +/-87,000 SF
- 05 PLAY STRUCTURES

SITE CONTEXT



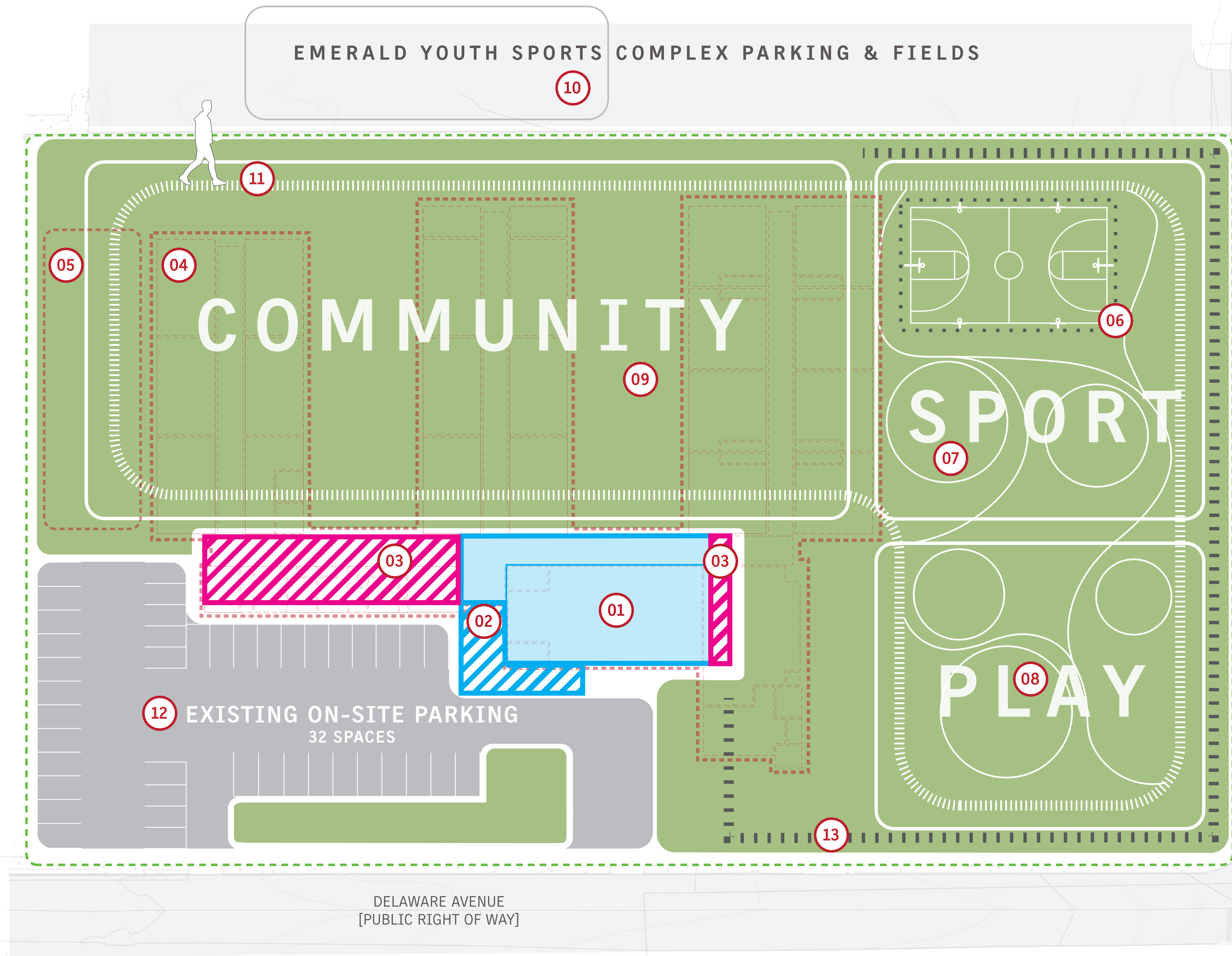
EXISTING SAM E. HILL SITE

LEGEND

- 01 PARKING LOT +/-17,000 SF
- 02 BUILDING +/-40,000 SF
- 03 GRAVEL PARKING LOT +/-6,000 SF
- 04 GREEN AREA +/-87,000 SF
- 05 PLAY STRUCTURES

PROGRAMMING - LONSDALE PARK

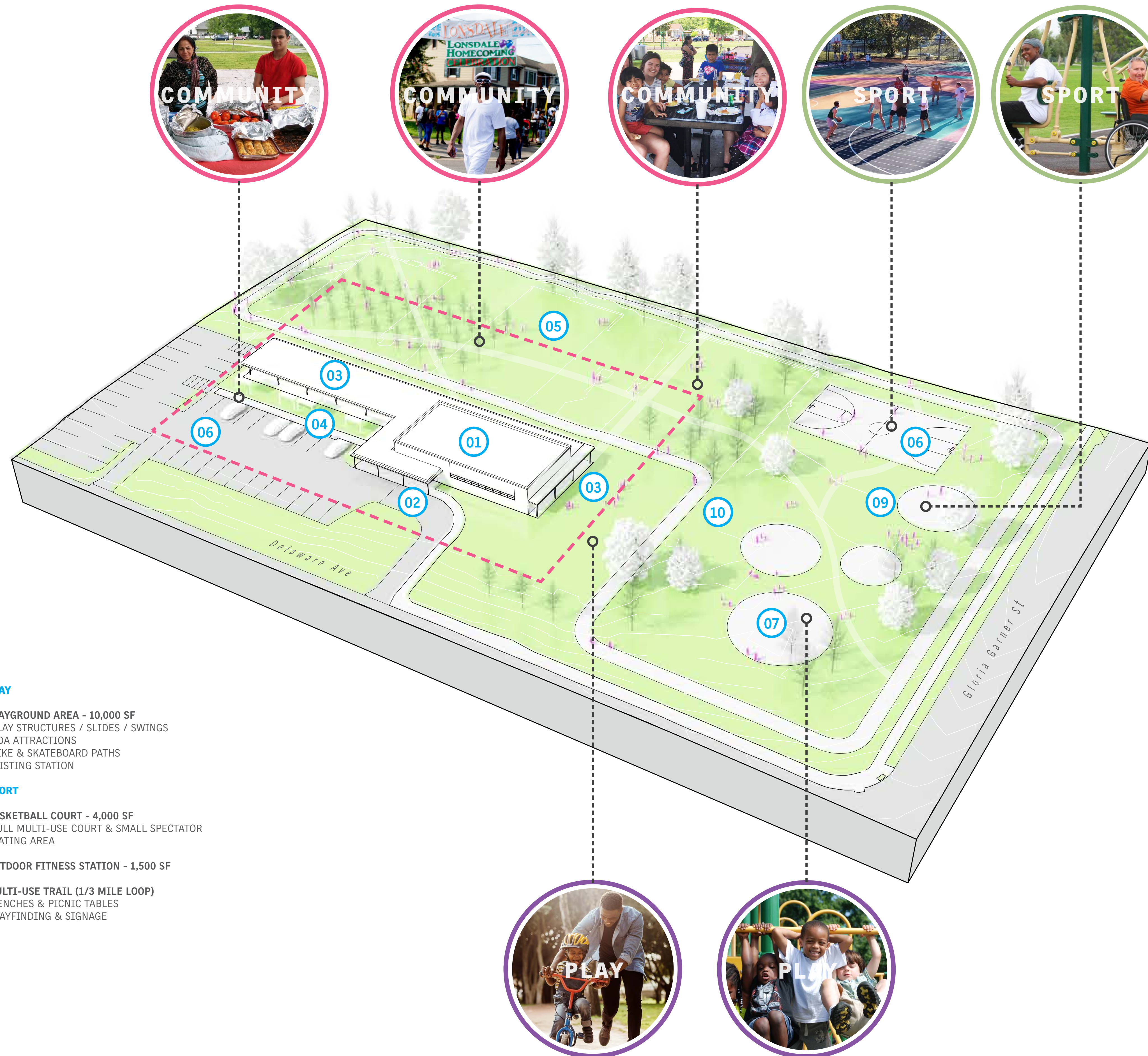
EMERALD YOUTH SPORTS COMPLEX FIELDS



PROGRAM:

- 01** █ **EXISTING CONDITIONED RENOVATED BUILDING PROGRAM - 5,200 SF**
-MULTI-PURPOSE ROOM
-(3) RESTROOMS
-OFFICE / ADMINISTRATIVE SPACE
- 02** ▨ **EXISTING UNCONDITIONED PROGRAM - 1,040 SF**
-MAIN ENTRY/UNDERPASS
- 03** ▨ **NEW UNCONDITIONED PROGRAM - 2,500 SF**
-COVERED PAVILION
-10 PICNIC TABLES, 75 PEOPLE
-GRILLS
-POWER & LIGHTING/FOUNTAIN
-GAMING TABLES
- 04** **DEMOLISHED EXISTING BUILDING - 27,120 SF**
- 05** **DEMOLISHED GRAVEL LOT - 4,200 SF**
- █ **OUTDOOR PROGRAM +/- 56,000 SF**
- 06** **BASKETBALL COURT - 4,000 SF**
-FULL MULTI-USE COURT & SMALL SPECTATOR SEATING AREA
- 07** **OUTDOOR FITNESS STATION - 1,500 SF**
- 08** **PLAYGROUND AREA - 10,000 SF**
-PLAY STRUCTURES / SLIDES / SWINGS
-ADA ATTRACTIONS
-BIKE & SKATEBOARD PATHS
-MISTING STATION
- 09** **COMMUNITY EVENT LAWN - 40,000 SF**
-VENDOR/EVENT/COMMUNITY SPACE
-EVENT STAGE
- 10** **FOOD TRUCK & VENDOR AREA**
- 11** **MULTI-USE TRAIL (1/3 MILE LOOP)**
-BENCHES & PICNIC TABLES
-WAYFINDING & SIGNAGE
-DRINKING FOUNTAINS
-TRASH & RECYCLING
- 12** **EXISTING ON-SITE PARKING**
- 13** **NEW BLACK CHAIN LINK FENCE PERIMETER +/- 1,000 LF**
-AROUND PLAY AREA
-AROUND ROAD CORNERS
-AROUND BASKETBALL COURT

RENOVATING BUILDING - LONSDALE PARK



PHASE II - LONSDALE PARK

LEGEND

COMMUNITY

- 01 EXISTING CONDITIONED RENOVATED BUILDING PROGRAM - 5,200 SF
-MULTI-PURPOSE ROOM
-(3) RESTROOMS
-OFFICE / ADMINISTRATIVE SPACE
- 02 EXISTING UNCONDITIONED PROGRAM -1,040 SF
-MAIN ENTRY/UNDERPASS
- 03 NEW UNCONDITIONED PROGRAM - 2,500 +/- SF
-COVERED PAVILION
-10 PICNIC TABLES, 75 PEOPLE
-GRILLS
-POWER & LIGHTING/FOUNTAIN
-GAMING TABLES
- 04 FOOD TRUCK & VENDOR AREA
- 05 COMMUNITY EVENT LAWN - 40,000 SF
-VENDOR/EVENT/COMMUNITY SPACE
-EVENT STAGE
-GROVE
- 06 EXISTING ON-SITE PARKING

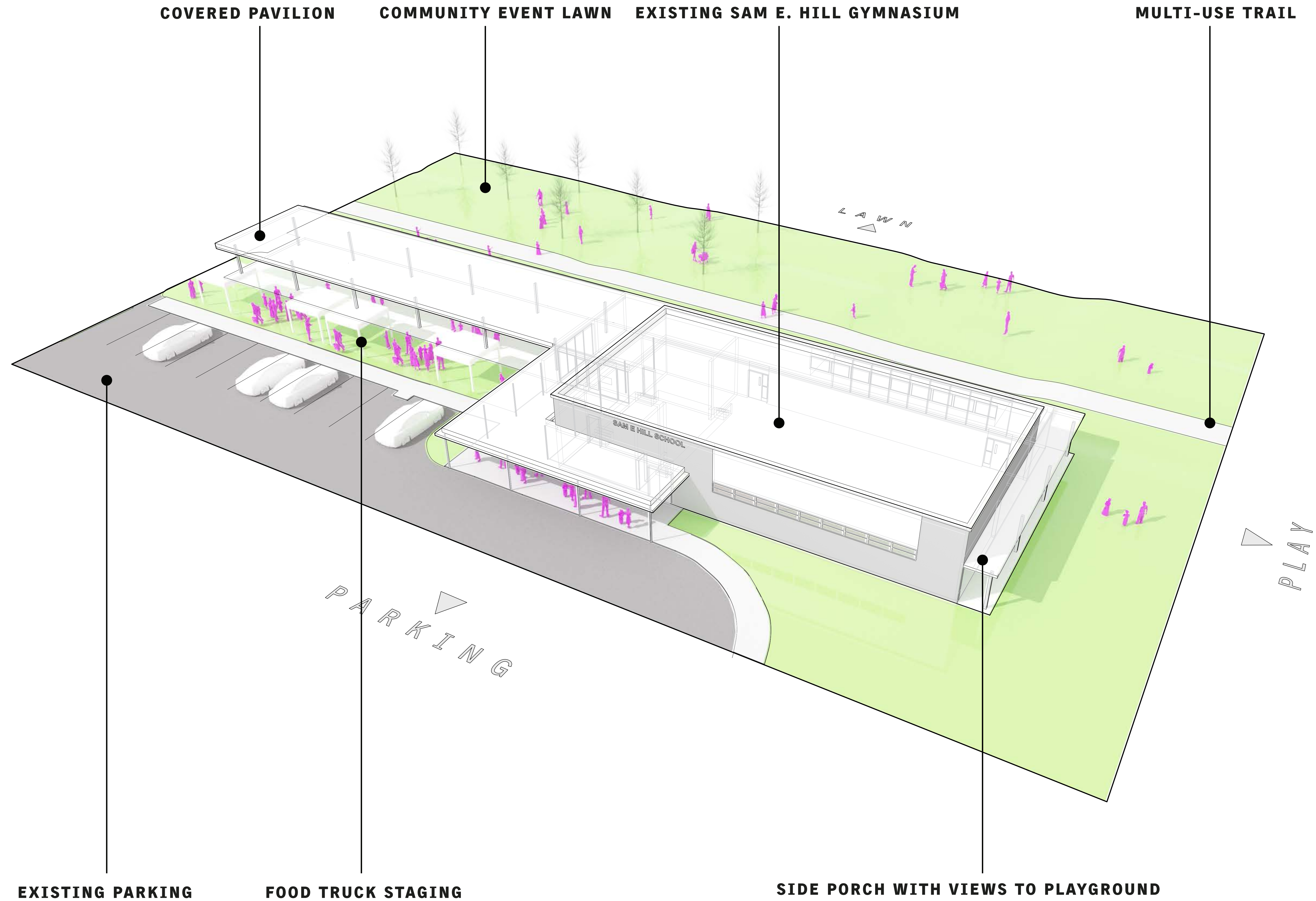
PLAY

- 07 PLAYGROUND AREA - 10,000 SF
-PLAY STRUCTURES / SLIDES / SWINGS
-ADA ATTRACTIVE
-BIKE & SKATEBOARD PATHS
-MISTING STATION

SPORT

- 08 BASKETBALL COURT - 4,000 SF
-FULL MULTI-USE COURT & SMALL SPECTATOR SEATING AREA
- 09 OUTDOOR FITNESS STATION - 1,500 SF
- 10 MULTI-USE TRAIL (1/3 MILE LOOP)
-BENCHES & PICNIC TABLES
-WAYFINDING & SIGNAGE

RENOVATED BUILDING + NEW COVERED PAVILION - LONSDALE PARK STREET VIEW



RENOVATED BUILDING + NEW COVERED PAVILION - LONSDALE PARK PARK VIEW

